

SE01 Wire Software APP Based PTT USER'S MANUAL

Earpiece for Zello



SURECOM Wire APP Based PTT Earpiece for Zello
 App on Android / i-OS
 POC Audio Accessory Solution
 For Zello App on i-OS and Android.
 Ear for hygiene & all-day comfort.
 Noise Reduction Knowles Microphone.
 Front Facing PTT Button.
 Designed & Engineered in the HONGKONG
 This is our NEWEST invention for our customers
 wanting to use PTT apps on cell phones and
 tablets.

How to use PTT SWITCH (For Zello walkie-talkie App)	
Push	TALK
Release	End of Talk

Most cell phones and tablets do not support any kind of external Push-to-Talk (PTT) function on their accessory plugs, so users have either had to use the device screen or Bluetooth to make the PTT work. Sometimes it's not easy to push a PTT on the device screen, and Bluetooth can be inconvenient since it needs pairing, battery charging, etc.

*The SE-01 PTT solves this problem by having the computer software inside!
 (like phone calling, music playing, photo taking, etc.)

*The SE-01 PTT button activates computer software that communicates to the phone or tablet and activates the PTT of the POC App. directly.

*The SE-01 PTT works just like a normal PTT, push to talk and release to listen .There is no battery to charge and the SE-01 does not add any battery drain to your phone or tablet (the SE-01 has a small disposable battery you can easily change ,but it will last from 1 to 2 years so it is very inexpensive to operate.)Using the SE-01 is super easy! Select 'External PTT' in your POC App (not every PTT App supports external PTT, so check first.) Plug in the SE-01, and simply press the PTT to start talking. There is nothing to pair, nothing to charge. Couldn't be much easier!

Install Tips:



1) Switch to S4





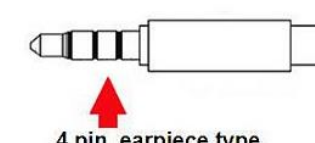
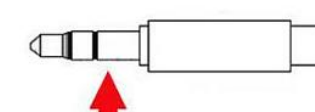
2) Plug in Earphone



3) Connect to Phone




How to use PTT SWITCH (For Zello walkietalkie App)	
PUSH	Talk
Release	End of Talk

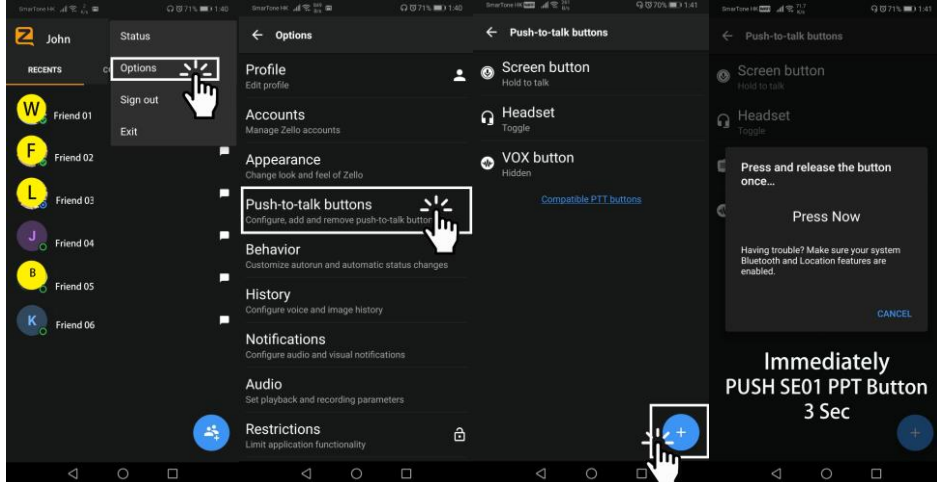
How to use 2 type of Earpiece		
		for 2 type Earpiece
Mode switch	Earpiece Plug Photo	Support Earpiece
	M4 	4 pin earpiece type 1)Mic 2)Volume + control 3)Volume - control 4)Answer the call
	S3 	3 pin earpiece type 1)Audio Stereo L R 2)Audio MONO

Set-up wired accessories for Zello

Android

Depending on the Android device, you may need to disable Google Play Music under applications to prevent the headset hook from bringing up music. If you're using one of the Zello recommended accessories that function as a push-to-talk device, log into your management console and go to Settings > Android > Enable Use specialized wired PTT speaker-mic or headset and save.

** Zello menu> Options > Push To Talk buttons> Push "  " > Same time push SE01 PPT Button and release
Remind : Push "Headset Button" >> Confirm Headset is work

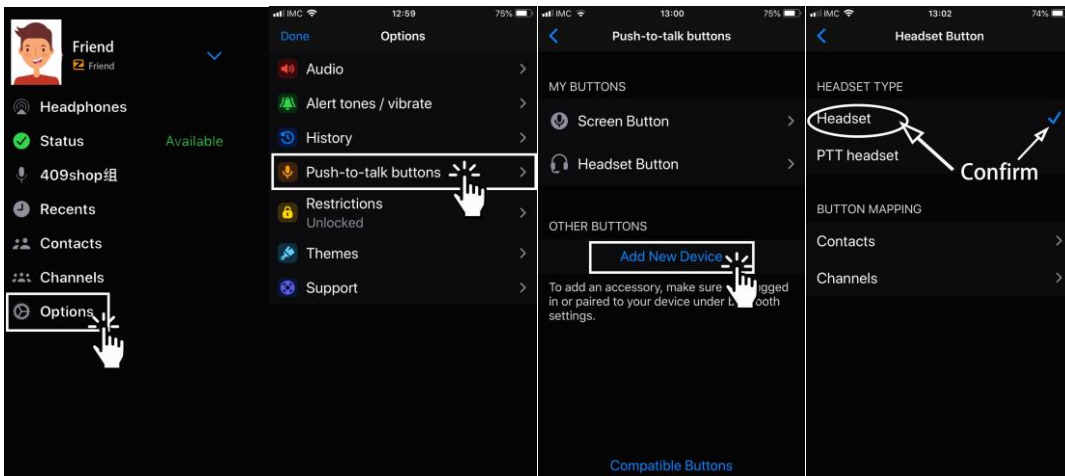


iPhone/iPod/iPad

Although Zello does have the option to map a headset hook from an Apple headset, it is not often reliable. Zello does not have the control to maintain the headset hook for PTT control, so the headset button will may sometimes trigger music. To prevent this from happening, make sure Zello app in the background while using. You don't have a music app in the background while using. Connect your headset to your iPhone and then follow these steps:

** Zello menu> Options>Push To Talk button> "Add New Device" > Same time push SE01 PPT Button 2 Sec

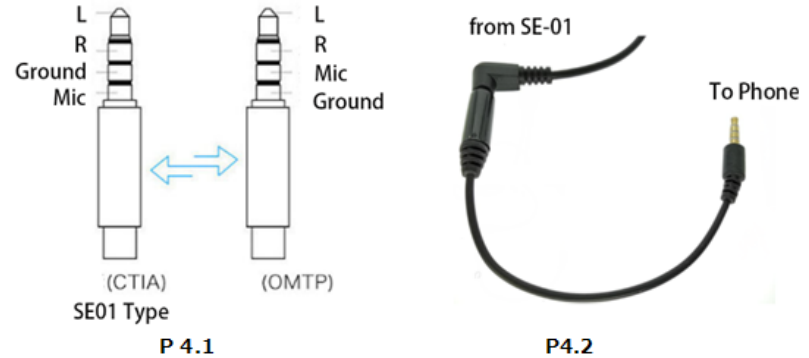
Remind : Push "Headset Button" >> Confirm Headset is work



Note: This product may not be suitable for certain phone models. Please ask the supplier before purchasing.

Trouble Shooting	
PROBLEM	SOLUTION
i-os Phone Cannot Add device	Phone Earpiece type is difference. (see P4.1)
Android Phone Cannot add device	Please add the adaptor. (see P4.2)
PTT is hold on at first time use	Please touch the screen
No funtion at after one year use	Change the new Battery (CR2025)
Use other Earpiece is hold PTT	Please select right earpiece mode
Ask Question	Please message http://www.surecom.com.hk

Attention: This product is subject to change without notice to guests.



- Package include:
 1x SE-01 PTT with mic for Zello app
 1x 3.5mm mono Earpiece
 1x CTIA to OMTP adaptor
 1x English manual

When using Android, there is a better operation:

Android advanced mode:

Set as follows:

Press the PTT button continuously 7 times, and hold it for 1 second while pressing PTT for 7 times.

You need to reset the phone ZELLO PTT button, (after successful, change from traditional to tap-on headset)

Return to i.o.s/Android, dual-use mode:

Set as follows:

Press the PTT button continuously 5 times, and hold it for 1 second while pressing PTT for 7 times.

Need to reset the phone zello PTT button